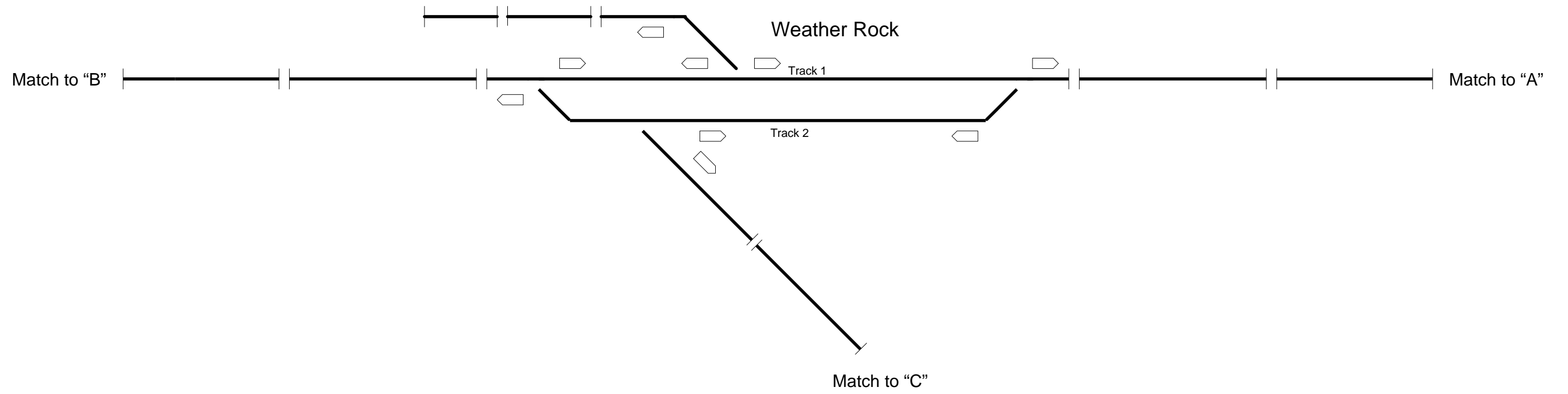
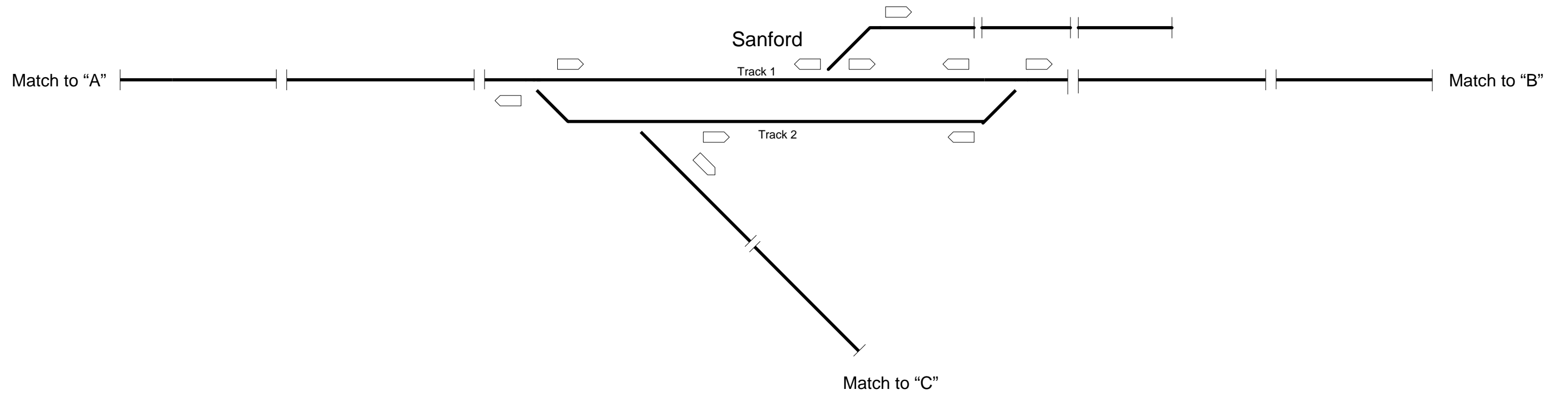
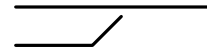


Electrical Requirements:

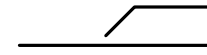
- Block Detectors 23
- Single head, three Aspect signals 34
- Double head, six Aspect signals 4 (DH6)
- Double head, four Aspect signals 2 (DH4)
- Triple head, nine Aspect signals 2 (TH9)
- Tortoise Switch machines 12
- Auto Reverser module 1
- SMINI Modules 4





WB_LH_NORM

West Bound,
Left Hand,
normal position



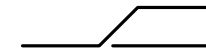
EB_LH_NORM

East Bound,
Left Hand,
normal position



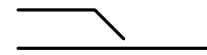
WB_LH_REV

West Bound,
Left Hand,
reverse position



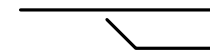
EB_LH_REV

East Bound,
Left Hand,
reverse position



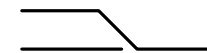
WB_RH_NORM

West Bound,
Right Hand,
normal position



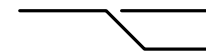
EB_RH_NORM

East Bound,
Right Hand,
normal position



WB_RH_REV

West Bound,
Right Hand,
reverse position



EB_RH_REV

East Bound,
Right Hand,
reverse position